




























Lesson Structure

Guided Reading																			
Review	<ul style="list-style-type: none"> Children to review and revisit their reading from the previous lesson Teacher to give feedback Opportunities to edit 																		
Vocabulary	<ul style="list-style-type: none"> Vocabulary is explicitly taught Word classes and grammar explored Dictionary definition and using the word in context Synonyms and antonyms 																		
Read the text	<ul style="list-style-type: none"> A range of fluency strategies are used, including: <ul style="list-style-type: none"> Choral reading Echo reading Productive deletion Teacher model Jump-in reading Partner reading Vocabulary is referred to in context 																		
Teacher model	<ul style="list-style-type: none"> Using our Guided reading symbols (content domains), the teacher models answering questions explicitly <table border="1" style="width: 100%; text-align: center;"> <tr> <td></td> <td></td> <td></td> <td></td> <td></td> <td></td> <td></td> <td></td> <td></td> </tr> <tr> <td>Vocabulary</td> <td>Retrieval</td> <td>Inference</td> <td>Prediction</td> <td>Sequencing</td> <td>Point and Justify</td> <td>Compare</td> <td>Word Choice</td> <td>Summarise</td> </tr> </table>										Vocabulary	Retrieval	Inference	Prediction	Sequencing	Point and Justify	Compare	Word Choice	Summarise
																			
Vocabulary	Retrieval	Inference	Prediction	Sequencing	Point and Justify	Compare	Word Choice	Summarise											
Task	<ul style="list-style-type: none"> Using the same content domains as modelled by the teacher, the children then complete their task based on the text 																		
Plenary	<ul style="list-style-type: none"> Answers are shared, celebrated and edited 																		

Writing lesson structure	
Explore	<ul style="list-style-type: none"> Looking at great examples of the writing outcome Gathering appropriate vocabulary to include in my writing, through shades of meaning Understanding the purpose and audience as well as the formality Lots of speaking and listening opportunities
Practise	<ul style="list-style-type: none"> Grammar and punctuation taught Sentence structure and sentence types taught Writing chunked into three sections Whiteboard/ideas side and writing side
Compose	<ul style="list-style-type: none"> I will use the whiteboard side and writing side to help me produce a piece of writing I will edit and improve this writing using my purple pen I will then follow a success criteria, including the skills I have been taught to compose a piece of writing I will edit and improve this piece of writing then redraft in my 'Time to Shine' book